

UMRAH FROM DOHA BY ROAD

Pre Departure Preparations

1. CAR

A. Get car checked from workshop for the following:

- i. Bells
- ii. Engine Tuning
- iii. Tires condition, balancing and pressures (including spare)
- iv. Hoses and rubber pipes
- v. Suspension
- vi. Braking system
- vii. Ensure engine oil and filter change
- viii. Battery condition

B. Procure the following accessories for the car:

- i. Jump starting cable
- ii. First aid box (to be supplemented with medicines for headache, stomach ache, loose motion, flu paracetamol calpol type for children)
- iii. Suitable plastic container for water (to be filled with drinking water for emergency use only, i.e. drinking, washing, radiator leakage, etc.)

C. Depending on the condition of the car and recommendation by workshop technician, carry the following spares:

- i. set of belts
- ii. radiator hose pipe
- iii. plugs / CB points
- iv. condenser
- v. fuses
- vi. brake fluid
- vii. radiator leak sealing compound
- viii. engine oil

2. DOCUMENTS

a. Passports should be checked for following specifics

- Visa endorsements
- Car number endorsed on the Visa
- Correct/identical spellings of your name on all entries in the passport (applicable to all family members)
- If children endorsed on mother's passport, get their photos endorsed from the embassy of Malaysia

- b. Car registration/ownership
- c. Driver's license
- d. Insurance coverage to Saudi Arabia (optional)
- e. Exit permit from immigration addressed to Abu Samra
- f. Leave pass (may be required to be seen by Qatar immigration on re-entry)
- g. Note pad for notes, etc.
- h. Ball point pens (required at immigration/custom offices)
- i. At least two sets of photocopies of passports showing latest entries (i.e. Saudi visas/Re-entry visas, etc.)

3. PROVISIONS/FOOD FOR JOURNEY

- a. Sunglasses for self/wife
- b. Thermos/water cooler/ water bottles
- c. Disposable plates
- d. Disposable tea cups/mugs
- e. Soft drinks
- f. Fruit
- g. Bakery items/sandwiches
- h. Tissue paper/wet naps
- i. Two medium towels
- j. Disposable trash bags of small size
- k. Milk for children

4. DRESS/CLOTHING

- a. Preferably travel in shirt and trouser
- b. Carry 2 sets of Ihrams and slippers & Haji belt
- c. Carry 4-5 pairs of clothing

Note: *Washing facility is available at Makkah and Madinah hotels.*

5. CASH

- a. Carry Saudi Riyals from Doha (to include small notes)
- b. A family of 4-5 members will need up to SR 4,000 for food, accommodation, fuel, etc. for 10-15 days.
- c. Shopping amount may be kept over and above SR 4,000

Note: - Dispense your cash and preferably deposit large sums with hotel reception when checked in.

POINTS TO REMEMBER

1. Use car seat belts
2. Always get fuel when tank is half full
3. Preferably drive in centre lane when on dual carriageways/expressways
4. Keep at least 100 m from front vehicle to cater for braking distance
5. Be careful when overtaking long vehicles/trailers
6. If possible avoid night driving
7. Park your car only in designated parking areas
8. Ensure possession of all documents along with proper endorsements before leaving any checkpoint or hotel. Never hurry in this particular case.
9. When in Saudia always carry passports on your person. (If passports not available then carry photocopies).
10. Cameras are not appreciated in Saudia, preferably keep it stowed away.
11. Keep leave pass handy, it may be required on re entry to Qatar.
12. Disperse your cash. Large amounts/valuables should be deposited with hotel reception.
13. For roaming around in Makkah, Medina and Riyadh preferably use taxis.
14. Saudi traffic is not very disciplined, therefore, be extremely careful in towns/congested areas.
15. Do not drive when fatigued or feeling sleepy.
16. Whenever in doubt about ways/routes, ask someone at your earliest.

ENROUTE PROCEDURES

PROCEDURES FOR ABU SAMBA (OUT BOUND)

1. Park your car on a safe side.
2. Collect vehicle permission slip after showing car ownership from custom office.
3. Go to immigration window and fill up immigration cards for exit exactly as per passport details.
4. Hand over the following to immigration window clerk.
 - a. passports
 - b. exit cards
 - c. car permission slip
 - d. Exit permit (this will be retained by immigration)
5. After receiving documents back check the following
 - a. All passports for exit stamps
 - b. Car permission slip duty stamped.
6. Drive to gate where the guard will check passports and count/identify numbers on board.

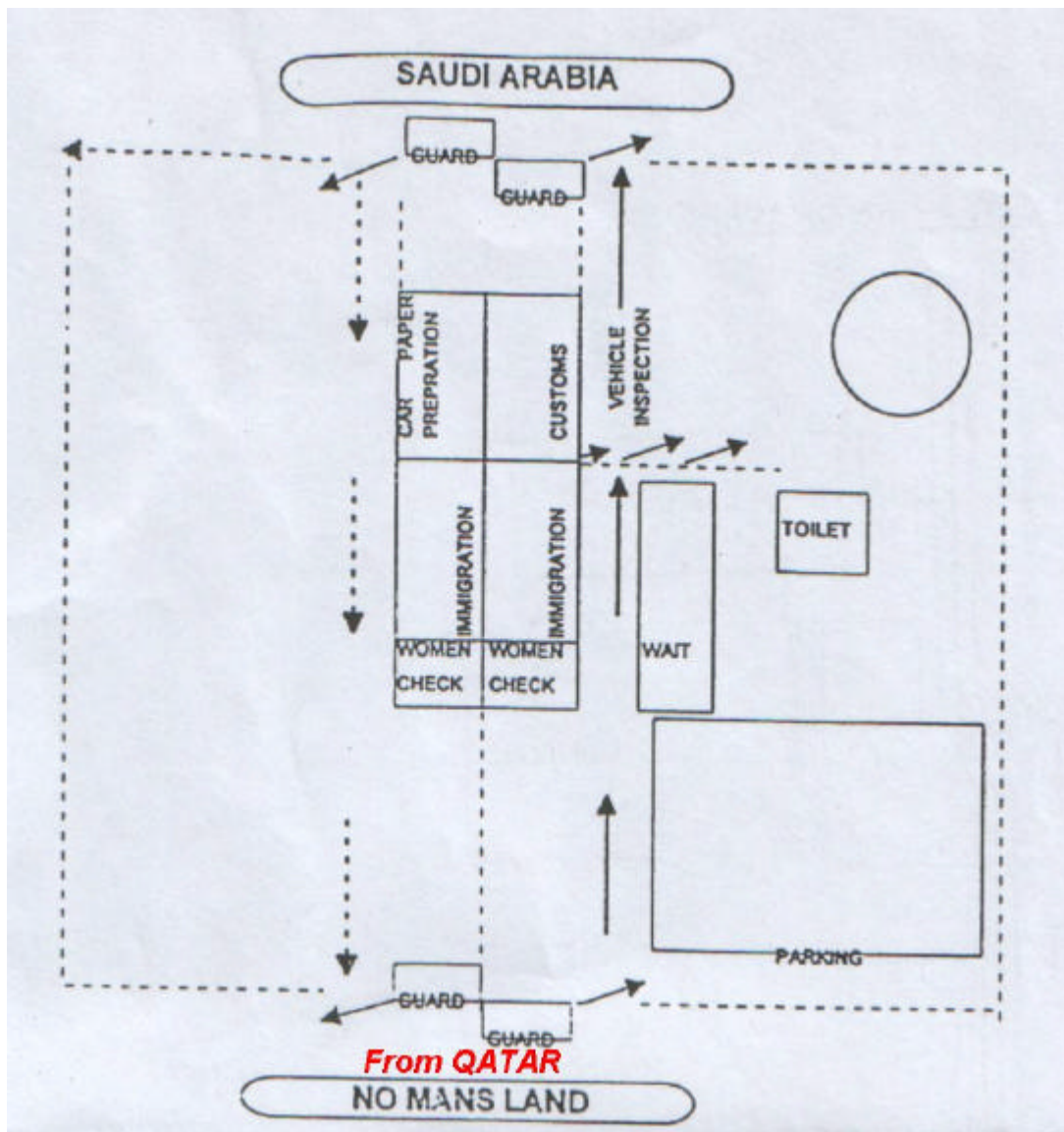
PROCEDURES FOR SALWA (OUT BOUND)

1. Park in the Q.
2. Collect immigration cards for entry from Non GCC window and fill up as per exact details of passport.
3. Hand over the following to immigration clerk
 - a. Passports
 - b. Entry cards
4. After receiving passports check for entry stamps in each one.
5. Proceed to custom window and hand over car permission slip and passports. A custom officer will be detailed to inspect car & luggage. Collect your passports & slip back.
6. After custom formalities, car permission slip will be stamped by custom officer.
7. Drive to the entry barrier and hand over the car permission slip to the guard.

PROCEDURES FOR SALWA AND ABU SAMRA (IN BOUND)

They are exactly the same except that they will be in the reverse order.

Immigration site in Abu Samra



Counter, km	Observation	Remarks
		First Day Journey
0	Salwa Fort	<i>Make car counter 0 (start early morning)</i>
13	Petrol Pump	
27	Exit to Umm Bab	
86	Salwa Border	
	No Mans Land	6 km
	Saudi Border	
106	Sasco Rest House	All Sasco rest house, contain, Mosque, Petrol pump, Work shop & Supr Market Restaurant
141	Petrol Pump	Single road up to Hofuf, please take care
193	To Hofuf 50	
224	Pilgrim Yard	
226	King Faisal University	Right side of the road
242	Hofuf City	To by pass Hofuf city follow truck route, & Riyadh, Makkah sign boards, See drawing #2
260	Petrol Pump	A very big petrol pump on Hofuf - Kurays road (fill petrol)
268	Exit to Jordan & Damam	Do not turn on this road
269	Makkah 1156 km (Board)	
	Al Gawer oil field	Dual Road
286	Exit to Kurays & Makkah	From this Exit one can use oil Kurays road, turn right go on top of bridge and turn left or use New road (Double road), do not exit for Kurays, go under the bridge. This road is for Al Nuayria and connect you on DAMMAM - RIYADH highway, after 60KM from this bridge. (We recommend new road). For the procedure I will follow the New road. If some one wants to use Kuyras road, please see page #2
348	1st Riyadh board	On Al Nuayria road
350	Exit for Riyadh	On Al Nuayria road, go on top of bridge, & turn right to enter DAMMAM - Riyadh highway
357	exit for Goodah	On DAMMAM - RIYADH highway
410	Petrol Pump	
668	Petrol Pump (Al Wasee)	(Fill petrol)
670	Check Point	Passports & Visa will be checked. Power station on left side.
576	Exit to Rumah	
604	Sasco Rest House	All Sasco rest house, contain, Mosque, Petrol pump, Work shop & Supr Market Restaurant
	Riyadh	
623	Exit-1b to Makkah	Be careful only enter in Exit - 1B, do not enter in Exit - 1A
638	Mud Mountain Pass	On Riyadh - Makkah Highway.
658	Dar Al Shifa Hospital	
680	Petrol Pump	On both sides of road.
779	Sasco (Al Quwaylyah)	All Sasco rest house, contain, Mosque, Petrol pump, Work shop & Supr Market Restaurant
909	HALBAN	
925	U turn	
949	Halban (Sasco)	Night stay, 240/- for family accomodation (two rooms & majlis, good for two small families). Rates per room are 180/- (family) & 120/- (single). It is recommended to stay at SASCO Zalam which is 6 km across Zalim.
1156	Zalam	First day journey end.
1162	Sasco (Zalim)	Night stay, 240/- for family accomodation (two rooms & majlis, good for two small families). It is recommended to stay at Sasco Zalim. Take bath & put on IHRAM (ladies only) after morning prayers, IHRAM Naffals can be offered at Miqat Mosque. Men can take bath at Miqat Mosque & put on IHRAM there. It is good if you can start after Fajar from Zalim.

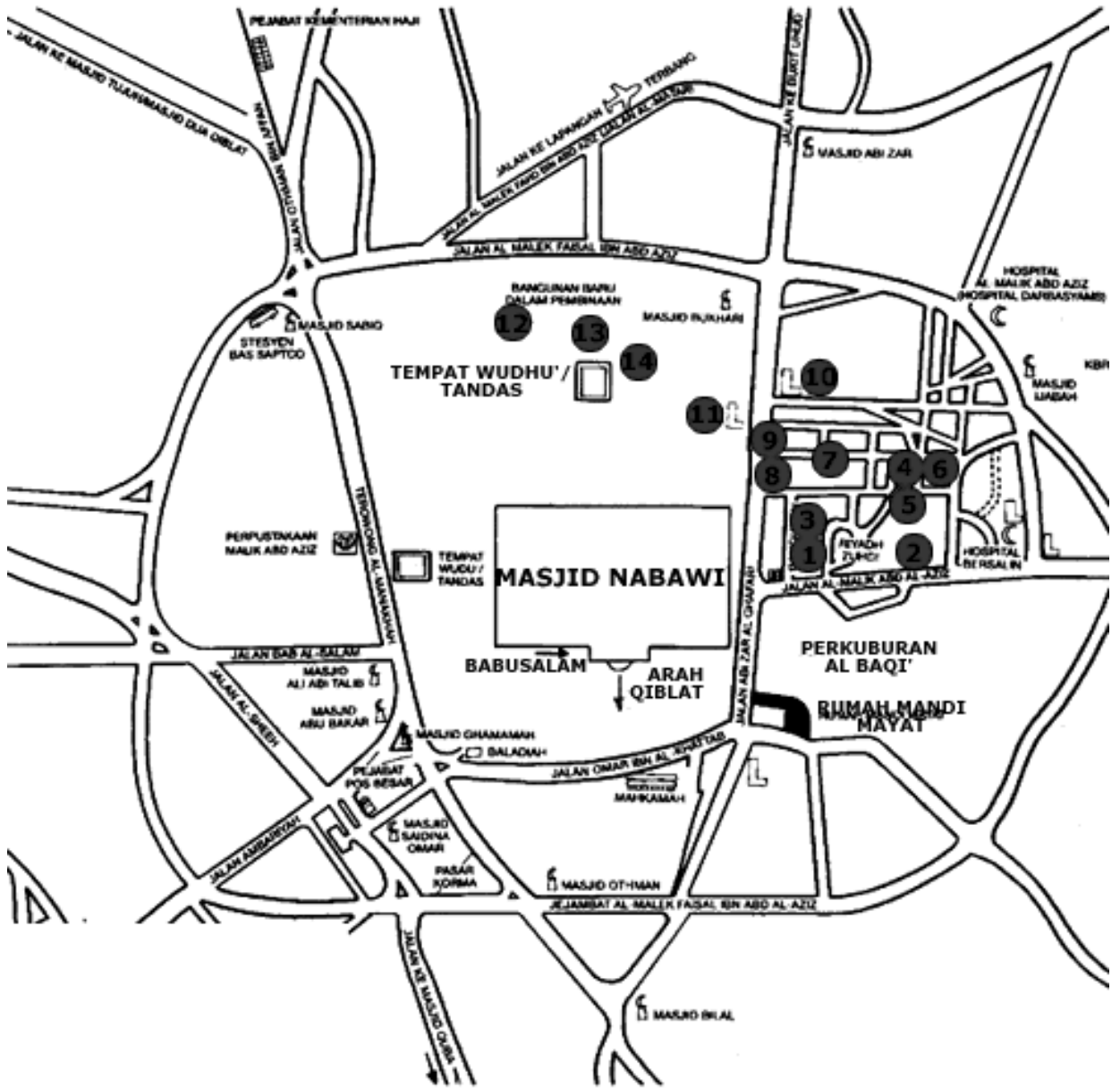
Counter, km	Observation	Remarks
		Second Day Journey.
1188	Telephone	
1212	Petrol Pump	At both sides of road.
1316	Fac Hospital	
1352	River Bridge	
1374	Al Muwayh	Defence Airport, 1st Over Bridge
1377	Al Muwayh	Check point
1378	Exit for Airport	Do not go right on this exit. Follow the same dual road.
1383	Fly Over Bridge	Do not go right on this exit. Follow the same dual road.
1387	Exit for Al Muwayh sport city	Do not go right on this exit. Follow the same dual road.
1393	Over bridge # - 5	Take right Exit for Sail Al Khabeer & Makkah. (New road for Makkah, will not go to Taif)
1395	Exit for Makkah	Take right Exit for Sail Al Khabeer & Makkah. (New road for Makkah, will not go to Taif)
1398	Petrol Pump	Fill petrol
1427	Sail Al Kakkber	Small hotel rooms available on 10/- SR per HR. One can have rest & enjoy Pakistani food (New Makkah hotel)
1428	MIQAT MOSQUE	Right exit on bridge for Miqat Mosque. Men can take bath & change into IHRAM. After changing into IHRAM come back to the same bridge & turn to follow Makkah.
1664	Exit Jeddah	
1487	Check point	
1491	Haj Parking	
1493	Haram sign appears	Follow Haram signs
1494	Exit Muna & Arfat	
1495	Exit parking	
1498	Exit Madina, Jeddah	
1501	FIRST RING ROAD	Around Haram
	HARAM (MAKKAH)	Park your car in any of the paid parkings (Like Makkah Tower Building) & Perform UMRAH. After that find hotel & parking place for your car. Or first find hotel & secure your car at a proper parking place & then perform UMRAH.

Old Kurays Road Route Log

362	Petrol Pump	
366	Riyadh- 205KM	
375	Dual carriage way started	
405	Single carriage way started	
407	KURAYS	A small town for field workers (Mosque, Petrol pump Work shop & Super market Restaurant).
419	Left exit to Riyadh	
441	Petrol Pump	
451	Left exit to Riyadh	Do not go on this exit. Follow the same dual carriage way.
452	Petrol Pump	
457	Road join Highway	Dual carriage way joins Dammam - Riyadh Highway.

Counter, km	Observation	Remarks
	Way to Madinah	This is 4 to 5 hours journey, and it is advised to have your breakfast or lunch at Makkah, because hotels are not very good quality on the roadside.
		Madinah journey begins on Taniem road, follow 2 signals on Highway, Hegira Market, Unless you find the board, Madinah 405 km.
	Madinah - 405 km	Make your car counter 0, A big petrol pump after 1 km.
2	Pilgrim car park left side	
9	Exit - 38 Jeddah, Taif	
37	1387 - km Check post	
63	Exit - 34 Osfan	
64	Exit - 34 Jeddah Airport	
98	Exit- 31 Khalis Mountain pass	
110	Exit - 30 Jeddah Qadima	
119	Exit - Wadi Gudab	
162	Petrol pump	
170	Sasco booth sides	
184	Public booth	
217	Exit - 18 Wadi arm	
233	Sasco booth sides	
287	Exit Wadi al Furra	
368	Public booth	
393	MADINAH	Pilgrim Departure control left side
394	1st signal	
400	Exit - 2 Airport Tabuk	
405	2nd signal	
406	Exit - Riyadh, Qassim	
407	Exit to Haram	Turn Right to Haram
412		Park under Haram for 1 or 2 hrs and find hotel.

Counter, km	Observation	Remarks
<i>Doha Journey Begins</i>		
0	MOSQUE NABVI (HARAM)	Make your car counter 0. A big petrol pump after 26 km, follow Drawing # 3.
17	Riyadh 956 & Al Qaseem 522 km	First board
26	Petrol pump	Mushad Al Madinah (fill petrol)
40	Check point	
64	Dish tower	
116	MOC quest houses	3 candal sign (small town ship)
128	Buraldah sign starts	
300	Gold Mine	
318	Sasco Rest House	UQLAT Al Suqur (fill petrol)
328	Samall Town	UQLAT Al Suqur
404	Check point	
406	Batar Junction	Hail left & Alrass Right
455	Al-Qurain Junction	
474	Al-Khubra	Agricultural town (dual road)
492	Riyadh Al Khubra	Agricultural town (dual road) Follow small sign boards of Riyadh. Turn right from AL NOOR Restaurant A Turkish Restaurant at road side Do not go to Buriadh or Al Qaseem.
494	1st T Signal & petrol station	Mosque, petrol station & supermarket (Qahra Supermarket). Fill petrol because on Riyadh Highway some petrol stations will come at start, after that only in Sasco.
495-496	2nd T Signal Do not cross	Turn left to Riyadh (Highway)
600	Riyadh 361 km board	
630	Mountain pass	
705-708	Exit - Re Entry Sasco	Sasco is on the left side of the road, do not miss the exit. Next Sasco & Petrol station is after 90km
800	Exit - Re Entry Sasco	Sasco is on the left side of the road, do not miss the exit. If started after Zohor from madinah, stay here.
805	1st DAMMAM sign	Riyadh 62 km
876	Riyadh City	
888	Exit DAMMAM	Riyadh - Mamman Highway starts
917	Check point	On Riyadh - Mamman Highway
956	Petrol station	Fill petrol
972	1st Exit for Qatar & Hofuf	Do not exit old road
1023	Sasco	
1027	Exit for KHURAIS	Do not exit old road
1124	Petrol station	
1132	Exit for AL Hofuf & Nuayra	Turn right to Hofuf. Do not go to Al Nuayira
1135	Board	Al Hofuf 98km, Salwa 248 km
1214	Qatar board	
1233	Hofuf city	Follow truck route. From Hofuf, follow same route to Salwa & Doha as on Page 1



UMRAH FROM DOHA BY ROAD

ROUTE PLAN

FIRST DAY

RECOMMENDED LAST DEPARTURE TIME FROM DOHA AT **0700** HRS

S. No.	PLACE	DISTANCE (km)	TIMING (App.)	REMARKS
1	CENTRE			CALCULATION BASED ON AVERAGE SPEED OF 120 km/hr
2	ABU SAMRA (Qatari Immigration Post)	98	50 min	- Exit procedure to take approx. 20-30 min.
3	SALWA (Saudi Immigration Post)	7	5 min	- Entry procedure to take approx. 1 hr
4	HOFUF	151	1 hr 30 min	- Look for and follow sign boards to by pass the town centre and reach dual carriageway
5	RIYADH	333	2 hr 50 min	- 105 km from Riyadh, take flyover to join expressway for Riyadh
6	HALBAN	290	2 hr 25 min	- Turkish hotel, Halban is recommended for night stop. It is on the left side next to a petrol station and grocery store.
	Total for the day	880	7 hr 40 min	- Custom formalities to take approx. 1 hr. 30 min - Add all stops (timings) to total for working out your estimated arrival time at Halban. - Expect sandstorm between Hofuf and Riyadh

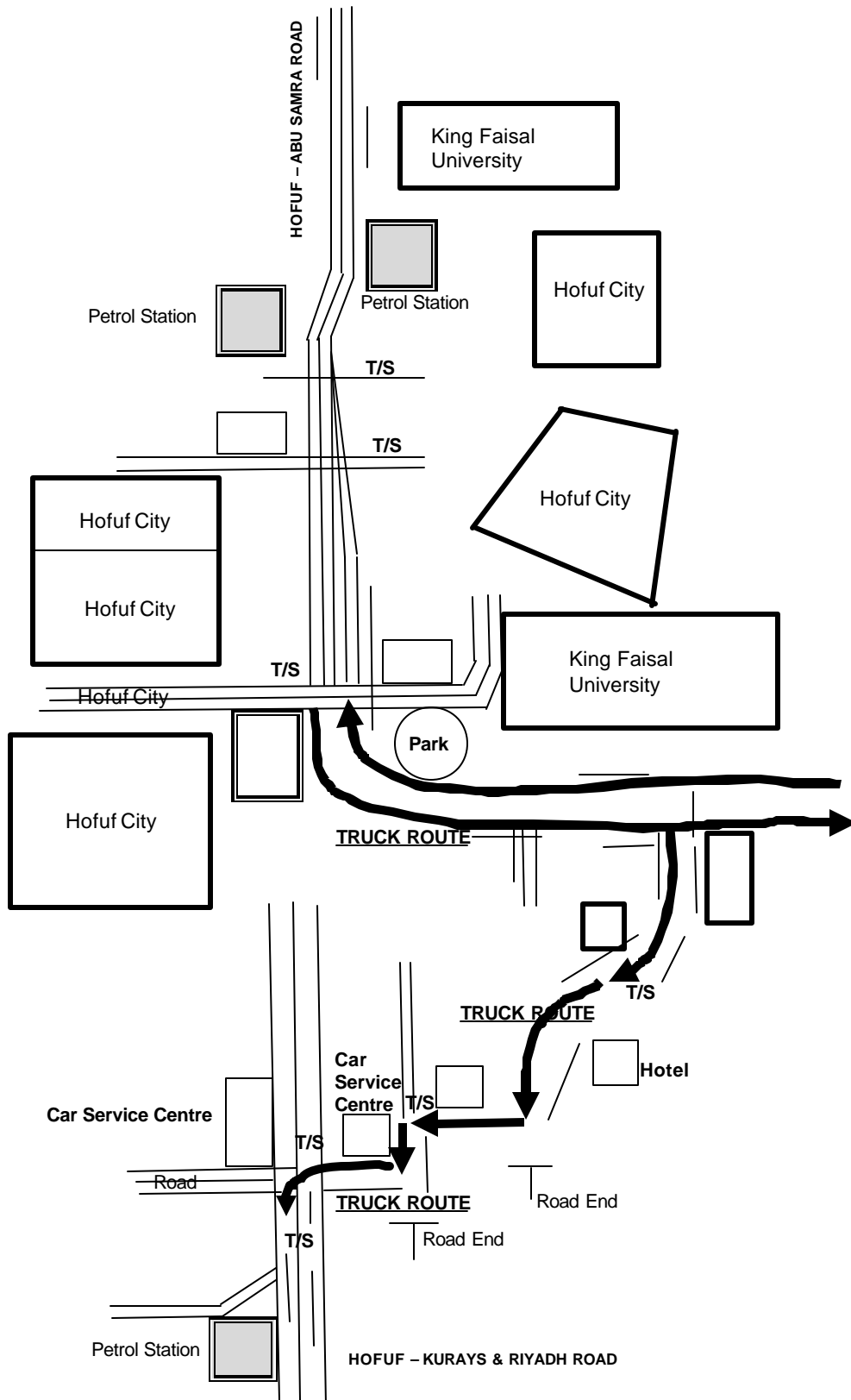
UMRAH FROM DOHA BY ROAD

ROUTE PLAN

SECOND DAY

S. No.	PLACE	DISTANCE (km)	TIMING (App.)	REMARKS
1	HALBAN			CALCULATION BASED ON AVERAGE SPEED OF 120 km/hr
2	ZALIM	256	2 hr 10 min	
3	MEQAT (Sail Kabeer)	254	2 hr 10 min	- Look for WADI SAIL KABEER Exit when passing Taif to go to Meqat Mosque
4	HARAM SHARIF (Makkah)	96	50 min	- Recommended AL AKHWAN Hotel, tel: 574-7752 / 574 -7559
	Total for the day	606	5 hr 10 min	

HOFUF CITY BY PASS DRAWING #2



RETURN JOURNEY

ROUTE PLAN

FIRST DAY

RECOMMENDED LAST DEPARTURE TIME FROM MADINAH AT **0830** HRS

S. No.	PLACE	DISTANCE (km)	TIMING (App.)	REMARKS
1	MADINAH			CALCULATION BASED ON AVERAGE SPEED OF 120 km/hr
2	MADINAH AIRPORT	28	15 min	- Take fuel & change oil at pump on outskirts
3	JAFNIYAH	235	1 hr 55 min	- Take fuel (f required)
4	BURAYDAH BYPASS	273	2 hr 15 min	- Do not enter Buraydah & take bypass
5	AL HISI	261	2 hr 10 min	- Take fuel (if required)
6	RIYADH	103	50 min	
	Total for the day	900	7 hr 25 min	- Always take fuel whenever tank is half full

RETURN JOURNEY

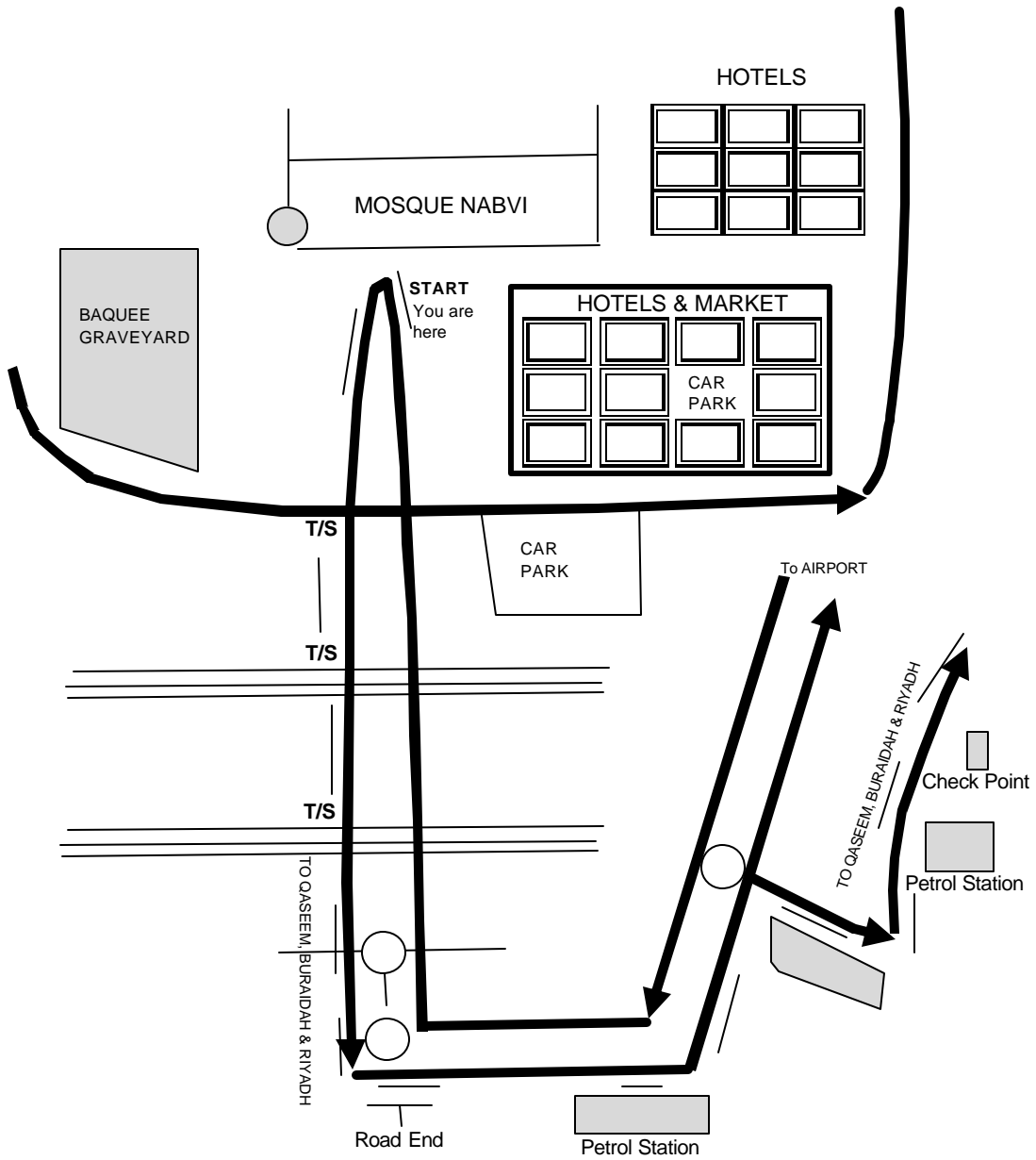
ROUTE PLAN

SECOND DAY

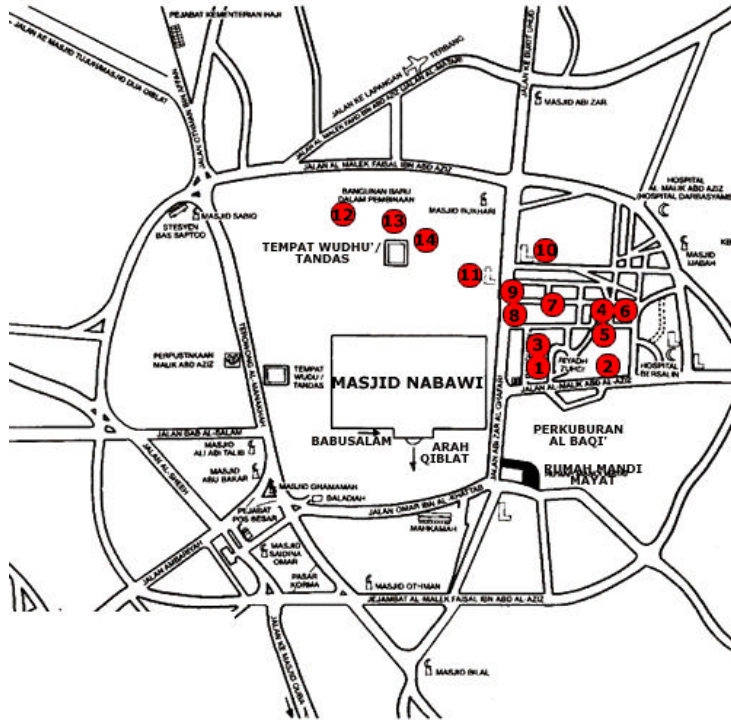
RECOMMENDED LAST DEPARTURE TIME FROM RIYADH AT **1100** HRS

S. No.	PLACE	DISTANCE (km)	TIMING (App.)	REMARKS
1	RIYADH			CALCULATION BASED ON AVERAGE SPEED OF 120 km/hr
2	HOFUF	322	2 hr 40 min	- Get to Dammam Expressway and take Al-Wasia Expressway
3	SALWA	160	1 hr 20 min	- Follow sign boards to by pass Hofuf Centre
4	ABU SAMRA	7	5 min	- Exit procedure from Saudi
5	DOHA	98	50 min	- Entry + customs for Qatar
	Total for the day	587	5 hr 10 min	

TO RIYADH, DOHA FROM MADINAH - DRAWING #3



Hotel Locations and Phone Numbers: **MADINAH**



No:	Name	Telephone	No:	Name	Telephone
02	Al-Andalus Plaza	8255669	06	Dar Al-Salam Palace	8361950/8360842
03	Al-Attas Hotel	8220230/8221301	07	Dar Mesarah	8222412/643/467/687
08	Al-Nahkeel Hotel	8232035	13	Dar Taibah	18265206
10	Ansar Palace	8255570	05	Hab El-Reeh Palace	8225491
14	Ansar Style	8367875	09	New Bahauddin Hotel	8231971/8231963
01	Brooj Aziz Khogeer	8255720/8255716	11	Obero Medina Hotel	8263355
04	Brooj Al-Kawthar	8255488/8244672	12	Royal Andalus	8210200

[Hotels in Makkah](#)


Hotel Locations and Phone Numbers: MEKKAH



No:	Name	Telephone No:	No:	Name	Telephone No:
19	Ayyad Makkah Hotel	5720500	12	Makkah City Centre	5373700/5368500
18	Al-Maqam Res. Ctr	5740424	05	Makkah Hotel	5734400/5747177
09	Al-Safah Hotel	5733456	04	Nadj Salam	5733823
08	Brooj Al-Yarmouk	5732176	07	New Safa Hotel	5744050/5746345
16	Brooj Aziz Khogeer	5733330	11	Qasr Al-Suroor	5732963/5746685
02	Brooj Sultan	5425177	15	Sanabel Makkah	5424230
10	Dar Al-Salam Palace	5741275/5741315	17	Shobra Hotel	5721666
13	Hilton Hotel	5371900/5373800	01	White Palace	5457512
14	Kindah Palace	5744989	03	Ansar Hotel	5746166/5746634
			06	Zahret Makkah Hotel	5741362/5745922

[Hotels in Madinah](#)

P. O. Box No. : 3212
DOHA - QATAR
Internet : www.qp.com.qa
Tel. No. :
Fax No. :



صندوق البريد رقم ٣٢١٢
الدوحة - قطر
www.qp.com.qa
رقم الهاتف :
رقم الفاكس :

Ref. No. : 36157/00020717/2003
Date : 20.08.2003

رقم الإشارة :
التاريخ :

Manager of Immigration Borders
The Passport Officer Abusamara
State of Qatar

السيد / مدير ادارة جوازات المنافذ
رئيس قسم جوازات
دولة قطر

Dear Sir,

تحية طيبة وبعد ،،،

SUBJECT: EXIT PERMIT

الموضوع : ماذونية خروج


Personal Details are as follows:

بيانات الشخصية هي كالتالي :

نفيدكم بأن الشخص المذكور اذناه يعمل لدينا ونحت كفالتنا وقد سمحنا له بالسفر والعودة لمواصلة عمله لدينا :

Full Name	: MOHD. NASIR BIN CHE-MOOD	الاسم الكامل :
Nationality	: Malaysian	الجنسية :
Passport No.	: A 12030497	رقم جواز السفر :
Destination	: Saudi Arabia	جهة السفر :
Departure Date	: 22.08.2003	تاريخ المغادرة :
Reason for Travel	: ANNUAL LEAVE	اسباب السفر :
Accompanied by	: FAMILY	الرافقون :
Residence Permit	: 25945800009	رقم رخصة الإقامة :
Valid until	: 15.06.2005	سارية المفعول :

ونقر بأنه طبقاً لحكم المادة (٨) من قانون تنظيم كفالة الاجانب وخروجهم ، قد كفلنا الشخص المذكور اسمه اعلاه في سداد ما عليه من ديون وما في ذمته من التزامات نشأت خلال اقامته بالبلاد وذلك في حالة عدم وفائه بها بشرط ان يكون قد تم إخطارنا بهذه الديون والالتزامات ووافقنا عليها كتابة قبل إتمامها وألا تكون له أموال ظاهرة يمكن التنفيذ عليها .



المخلص

Yours faithfully,

عن/ قطر للبترول

FOR /QATAR PETROLEUM

محمد عبد الله إسماعيل

رئيس شؤون الهجرة والسفريات



* All Exit Permit Should be Verified from Airport Immigration near Muntaz Post Office.
* The Verification of Signature is valid for one week from the Date of Stamp.

P. O. Box No. : 3212
DOHA - QATAR
Internet : www.qp.com.qa
Tel. No. :
Fax No. :



صندوق البريد رقم ٣٢١٢
الدوحة - قطر
www.qp.com.qa
رقم الهاتف :
رقم الفاكس :

Ref. No. :
Date :

٢٠٧١٧
٢٠٠٣/٨/١٣ م

رقم الإشارة :
التاريخ :

المحترمين ،

السادة / سفارة المملكة العربية السعودية
الدوحة.

تحية طيبة وبعد،،،

نشهد بهذا أن المذكور أدناه هو أحد كبار موظفي قطر للبترول، ونؤكد بصحة المعلومات التالية :-

الإسم	: محمد ناصر بن شيمود
تاريخ التوظيف	: ٢٠٠٢/٠٦/١٦ م
الإدارة	: مكامن النفط وتطوير الحقول
الوظيفة	: كبير الجيوفيزيائيين

ينوي السيد/ محمد و عائلته زيارة المملكة العربية السعودية لإداء مناسك العمرة .علماً بأنه سيعود إلى الدوحة لمزاولة عمله مع قطر للبترول.

نشكركم على أي مساعدة تقدمونها لهم في هذا الصدد .


وتفضلوا بقبول فائق الاحترام ،،،

المخلص
عن/ قطر للبترول



رئيس قسم شؤون الموظفين (الدوحة - المتقاعدون) بالوكالة

P. O. Box No. : 3212
DOHA - QATAR
Internet : www.qp.com.qa
Tel. No. :
Fax No. :



صندوق البريد رقم ٣٢١٢
الدوحة - قطر
انترنت : www.qp.com.qa
رقم الهاتف :
رقم الفاكس :

Ref. No. :
Date :

٢٠٧١٧
٢٠٠٣/٨/١٤ م

رقم الإشارة :
التاريخ :

لمن يهمه الأمر

نشهد بهذا أن السيد / محمد ناصر بن شيمود - ماليزي الجنسية - ويحمل جواز سفر رقم : ٨١٢٨٣٨٤٩٧ هو أحد كبار موظفي قطر للبترول وعلى كفاءتها، التحق بالعمل لديها بتاريخ ١٦/٦/٢٠٠٢م ويعمل بوظيفة " كبير الجيوفيزيائيين " في إدارة مكامن النفط وتطوير الحقول، ولا يزال على رأس عمله.

نؤكد بهذا أن السيارة تويوتا بريغيا ستیشن واجن ٢٠٠٢م، رقم المركبة ٢٤٣٩٥٤، رقم القاعدية ٢٠١٧٨٠٤٧ JTEGD٣٢MX٢، ورقم المحرك ٠٨٢٠٨١٢-AZ- مسجلة باسم قطر للبترول.

ينوي السيد/ محمد وعائلته زيارة المملكة العربية السعودية بتلك السيارة لأداء مناسك العمرة ، ولا مانع لدينا في ذلك .

أعطيت له هذه الشهادة بناء على طلبه دون أدنى مسئولية تجاه قطر للبترول.

عن/ قطر للبترول

عبد المنعم عبد الله الجيدة
مساعد مدير الموارد البشرية لشؤون الموظفين




قطر للبترول
Qatar Petroleum
Personnel Admin

(رقم الكفالة لقطر للبترول : ٠٠ - ٠٠٢٨ - ٠١)

Passenger List (prepared by Travel Agent)

سجل ركاب من الرياض

اسم الشركة
المحليدار
المالك
رقم السيارة ونوعها ١٤١١٥٤
جنسية السيارة



رقم البيان
(١)

المملكة العربية السعودية
وزارة الداخلية
لإدارة شؤون العائلة والرحالة
خاص بالاستعمال الرسمي لمناقل لدخول السعودية
الرجاء عدم سحبه من قبل الغير

بيان بأسماء الحجاج القادمين عن طريق بتاريخ ١٤ / ١ / ٨١٤

عدد المرافقين	الجنس	الجملة			الجنسية	الاسم الكامل	رقم
		مصدره	تاريخه	رقم			
	ذكر	ماليزيا	٢٠٠٨/٢/١١	١٢٨٢٨٤٩٧	ماليزيا	محمد نصر بن شي مود	١
	انثى	ماليزيا	٢٠٠٨/٥/٢٨	١٢٨٢٩٠٠٦	ماليزيا	را جا نوروان بنتى را جا	٢
	انثى	ماليزيا	٢٠٠٨/٦/١٠	١٢٨٠٥٠٤٤	ماليزيا	يليا بريفه بنتى محمد	٣
	انثى	ماليزيا	٢٠٠٨/١/١٤	١١٧٦٩١٥٠	ماليزيا	ليانا بنت محمد نصر	٤
	انثى	ماليزيا	٢٠٠٥/٥/١٨	١٢٨٢٨٩٥٩	ماليزيا	فا مليا عزيزه بنت محمد	٥
	انثى	ماليزيا	٢٠٠٨/٨/١٥	١٢٨٢٨٩٦٠	ماليزيا	فايد بن حيدر بنت محمد	٦
	انثى	ماليزيا	٢٠٠٨/٢/١١	١٢٨٢٩٠١١	ماليزيا	نور ما بريسنا نجوى محمد	٧
	ذكر	ماليزيا	٢٠٠٨/١/١٠	٩٨١٠٥٠٦٢	ماليزيا	محمد لا شيا بن محمد	٨
	ذكر	ماليزيا	٢٠٠٨/٨/١٨	١٢٨٢٨٩٥٥	ماليزيا	محمد نوري بن افيق بن بنتى	٩
							١٠
							١١
							١٢
							١٣
							١٤
							١٥
							١٦
							١٧
							١٨
							١٩
							٢٠

نقط حاجاً منهم ذكور / و أنثى لا غير ، ، ، الختم

ملاحظته : التمدد خلف الصفحة المرسومة قراءته .
رئيس المتابعة { الاسم

Insurance for Saudi

التعاونية للتأمين
National Company for Cooperative Insurance
الشركة الوطنية للتأمين التعاوني

شركة مساهمة سعودية - رأس المال المسجل 500 مليون ريال سعودي - الجاهز 300 مليون ريال سعودي - رقم 1010004996
Saudi Joint Stock Co. - Capital Subscribed Saudi Riyals 500 million - Paid up Saudi Riyals 300 million - C.R. 1010004996

شهادة تأمين وإيصال قبض

التأمين على المركبات الداخلة إلى المملكة العربية السعودية

صدرت هذه الشهادة وفقاً لقرار مجلس الوزراء رقم 222 وتاريخ 1422/8/13 هـ الخاص ب إلزامية التأمين على المسؤولية المدنية تجاه الغير الناتجة عن حوادث المركبات غير السعودية داخل حدود المملكة العربية السعودية، وحسب شروط وأحكام وثيقة التأمين الصادرة من "التعاونية للتأمين".

رقم الشهادة :	1170 / 2736570 / 30	تاريخ الإصدار :	2003-08-22
اسم المؤمن له :	فطر القيترون	اسم السائق :	محمد ناصر بن شيبو
مدة التأمين :	أسرعان	وقت الإصدار :	03:29:43
لفترة من :	2003-08-22	إلى :	2003-09-05
رقم اللوحة :	243954	نوع وشكل المركبة :	تويوتا / بريفا / احالون
رقم الهيكل :	20178047	سنة الصنع :	2002
الاستعمال :	خاصة	عدد المقاعد :	لدولة المسجلة بها : قطر

قسط لتأمين : استلمت من المؤمن له مبلغاً وقدره: 100.00 العملة: ريال سعودي

بالأحرف : مائة فقط عن قسط التأمين الإلزامي للمركبة المذكورة توصيلها أعلاه للجهة المشار إليها في هذه الشهادة.

ملاحظات عامة :

- 1 - يرجى الاطلاع على الاستثناءات والشروط العامة لموضحة خلف هذه الشهادة، حيث أن عدم التقيد بها يترتب عليه سقوط حق المؤمن له في المطالبة بالتعويض عن أي مسؤولية مدنية يكون ملزم تلقائاً بأدائها.
- 2 - تعتبر هذه الشهادة لاجبة في حال وجود شطب أو تعديل أو تغيير في بياناتها.
- 3 - لن تقبل أية مطالبة ما لم يرفق بها تقرير المرور.
- 4 - إذا كتبت فترة التأمين المتبقية تقل عن 72 ساعة يتوجب إصدار شهادة تأمين جديدة يبدأ تاريخ سريانها بنهاية هذه الشهادة.

في حالة وقوع حادث للسيارة وعند الحاجة إلى أية مساعدة ، يرجى الاتصال على التعاونية للتأمين - إدارة خدمات المطالبات - على الهاتف المجاني 8001249990 أو على الرقم 1 4816611 (00966).


منفذ ساوى
MR100305

عن الشركة الوطنية للتأمين التعاوني

ص. ب. 86959 - الرياض 11632 - المملكة العربية السعودية - هاتف : 218 0100 - فاكس : 406828 - فاكس : 218 0102
P.O. Box 86959 Riyadh 11632 - Saudi Arabia - Tel. : 218 0100 - Telex : 406828 - Fax : 218 0102
www.ncci.com.sa

JAM'IAT IHYAA' MINHAAJ AL-SUNNAH
P.O. Box 24, Ipswich
Suffolk, IP3 8ED
United Kingdom

by Abu Hafs Mahfuz Abdur-Rehman
and Abu Abdullaah Mohammed Akhbar
Islamic University of Medinah
16th Ramadhan 1415AH

It is strongly advised to study the
respective book "Mansasik-ul-Hajj Wal
'Umrah" (from which all references are
available) before performing the Umrah rites

Abu Hurayrah (رضي الله عنه) reported that the Prophet (ﷺ)
said, "From one Umrah to the next is an expiation for
any sins committed in between, and the reward for an
accepted Hajj is nothing but Paradise." This
was reported by Bukhari, Muslim and Ahmad.

Simple UMRAH Guide

According to Al-Qur'aan and As-Sunnah

Extracted from the book
Mansasik-ul-Hajj Wal 'Umrah
- Sheikh Muhammad Nasiruddeen Al-Albani

Proceed to appropriate Meeqaat.
On entering state of Ihraam recite -

لَبَّيْكَ اللَّهُمَّ بِعُمْرَةٍ

In fear of not completing the Umrah, recite -

اللَّهُمَّ مَجِّلِي حَيْثُ حَبَسْتَنِي

Face the Qiblah and recite -

اللَّهُمَّ هَذِهِ عُمْرَةٌ لِي لَا رِيَاءَ لِي بِهَا وَلَا سُمْعَةَ

Then loudly recite the tabyyyah -

كَيْتَبُكَ اللَّهُمَّ كَيْتَبُكَ، كَيْتَبُكَ لَا شَرِيكَ لَكَ كَيْتَبُكَ،
إِنِّ الْحَمْدُ وَالنِّعْمَةُ لَكَ وَالْمُلْكُ لَا شَرِيكَ لَكَ

etc from the tabyyyah, recite -

كَيْتَبُكَ إِنَّهُ الْخَيْرُ

Upon entering Masjid Al-Haram with the right foot, recite -

اللَّهُمَّ صَلِّ عَلَى مُحَمَّدٍ وَسَلِّمْ

اللَّهُمَّ افْتَحْ لِي أَبْوَابَ رَحْمَتِكَ

¹ Starting at Al-Hajr al-Aswad, uncover right
shoulder by placing ihraam underneath right arm-pit.
² When beginning each circuit, make a sign with your
right hand towards Al-Hajr al-Aswad, and recite -

الله أكبر

³ Make seven circuit's of Ka'bah (for first three circuit's only,
run around the Ka'bah, Then begin fourth circuit, walking
completely around and finish at seventh circuit).

⁴ While between Ar-Rukn al-Yamaneh and
Al-Hajr al-Aswad, each time recite -

﴿رَبَّنَا إِنَّا فِي الدُّنْيَا حَسَنَةٌ وَفِي الْآخِرَةِ
حَسَنَةٌ وَقِنَا عَذَابَ النَّارِ﴾

Cover right shoulder, then go behind Station of Ibraheem
and recite -

﴿وَاتَّخِذُوا مِنْ مَّقَامِ إِبْرَاهِيمَ مُصَلِّيًّا﴾

Behind Station of Ibraheem, pray two rakaah naflah;
in first rakaah recite Soorah Al-Kaafiroon and in
second rakaah, Soorah Al-Ikhlās. Then go to
Zam-Zam well and drink from it and pour over head.

⁵ Return to Al-Hajr al-Aswad and make a sign with
your right hand towards it for the last time, and recite -

الله أكبر

Begin Sa'ee at As-Safaa, at foot of As-Safaa recite -

﴿إِنَّ الصَّفَا وَالْمَرْوَةَ مِنْ شَعَائِرِ اللَّهِ فَمَنْ
حَجَّ النَّبَتِ أَوْ اعْتَمَرَ فَلَا جُنَاحَ عَلَيْهِ أَنْ يَطَّوَّفَ
بِهِمَا وَمَنْ تَطَوَّعَ خَيْرًا فَإِنَّ اللَّهَ شَاكِرٌ عَلِيمٌ
بَدَأُ بِمَا بَدَأَ اللَّهُ بِهِ

Each time upon As-Safaa and Al-Marwah facing Ka'bah,
recite -

الله أكبر، الله أكبر، الله أكبر

لا إِلَهَ إِلَّا اللَّهُ وَحْدَهُ لَا شَرِيكَ لَهُ، لَهُ الْمُلْكُ وَ لَهُ
الْحَمْدُ يُحْيِي وَيُمِيتُ وَهُوَ عَلَى كُلِّ شَيْءٍ قَدِيرٌ
لا إِلَهَ إِلَّا اللَّهُ وَحْدَهُ لَا شَرِيكَ لَهُ، أَتَجَزَّ وَحْدَهُ
وَ نَصَرَ عِبْدَهُ وَ هَزَمَ الْأَحْزَابَ وَ حَذَه

- three times, making dua between them.

⁶ Complete walk from As-Safaa to Al-Marwah (one circuit),
then Al-Marwah to As-Safaa (second circuit) for
seven circuits, finishing at Al-Marwah. Upon encountering
green lights, run from one light to other light.

Upon leaving Masjid Al-Haram with the left foot, recite -

اللَّهُمَّ إِنِّي أَسْأَلُكَ مِنْ فَضْلِكَ

Finally, men: Shake head - best, or cut hair equally from all
over head. women: cut one-third finger length of hair.